

BTS2048-BS

<https://www.gigahertz-optik.com/en-us/product/bts2048-bs/>

Product tags: VIS



Description

BTS2048-BS CCD spectroradiometer for LASER radiation

The BTS2048-BS meets all the requirements of a high performance CCD spectroradiometer for measurement of laser diodes in the blue spectral range.

One of its unique features is its BiTec sensor, which combines a back-thinned CCD based spectroradiometer with a radiometric Si photodiode. This combination provides high linearity levels as well as extremely fast measurements. The fully linearized 2048 pixel CCD detector has a very wide dynamic range thanks to its integrating times that range from 2 μ s to 4 s. This makes it possible to measure laser diodes over a wide intensity range. The optical grid arrangement limits the spectral measurement range to between 400 nm and 530 nm hence resulting in a very small optical bandwidth (0.3 nm). Si photodiodes exhibit exceptionally high linearity levels across their dynamic range. This makes the photodiode within the BiTec sensor ideal for additional linearization of the CCD ([article on the BTS technology](#)) The radiometric responsivity function of the photodiode may be used independently of the CCD enabling fast CW measurements even at low intensities. Any radiometric mismatch can be auto-corrected using spectral data from the CCD. Despite its compact dimensions (103 mm x 107 mm x 52 mm – LxWxH), the BTS2048-BS spectroradiometer has a remote-controlled filter wheel with two OD filters and a shutter for dark measurement.

Direct mounting instead of using a light guide

The BTS2048-BS spectroradiometer has a diffuser window and can therefore be used to measure the irradiance, spectrum and peak wavelength, without the need for any additional equipment. The diffuser window also enables the BTS2048-BS to be mounted directly onto accessories such as integrating spheres, radiance intensity measurement lenses, and goniometers in order to measure the radiant power, radiant intensity, and radiant intensity distribution.

User software and developer software

The standard [S-BTS2048](#) user software has a customizable user interface and a large number of display and function modules which can be activated when configuring the BTS2048-BS with the respective accessory components from Gigahertz-Optik GmbH.

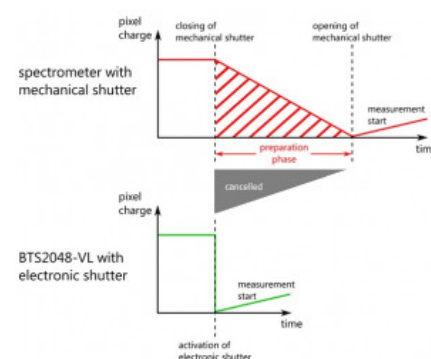
The [S-SDK-BTS2048](#) developer software is recommended for integration of the BTS2048-BS in the user's own software.

Calibration

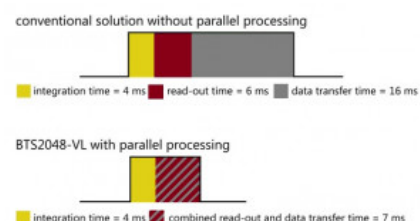
One essential quality feature of photometric devices is their precise and traceable calibration. The BTS2048-BS is calibrated by Gigahertz-Optik's calibration laboratory which has been accredited by DAkkS (D-K-15047-01-00) for the *spectral responsivity* and *spectral irradiance* in line with ISO/IEC 17025. The calibration also included the corresponding accessory components. Every device is delivered with its respective calibration certificate.



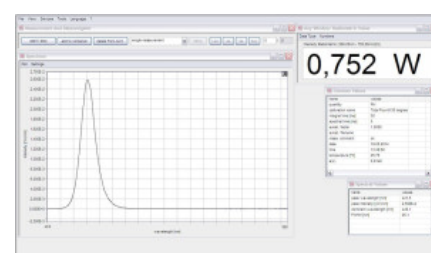
The BTS2048-BS can directly plugged on a integrating sphere



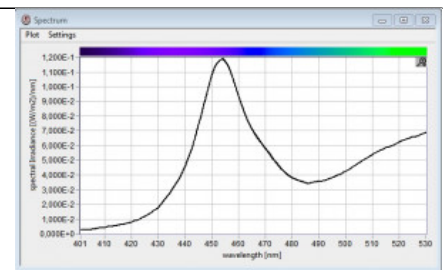
Electronic Shutter reduces the measurement time



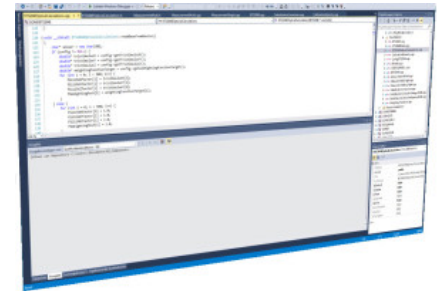
Ethernet interface reduces the datatransfer time



S-BTS2048 User software interface



Graphical view of the spectrum



S-SDK-BTS2048 Software development kit for device integration in customer software

Specifications

General

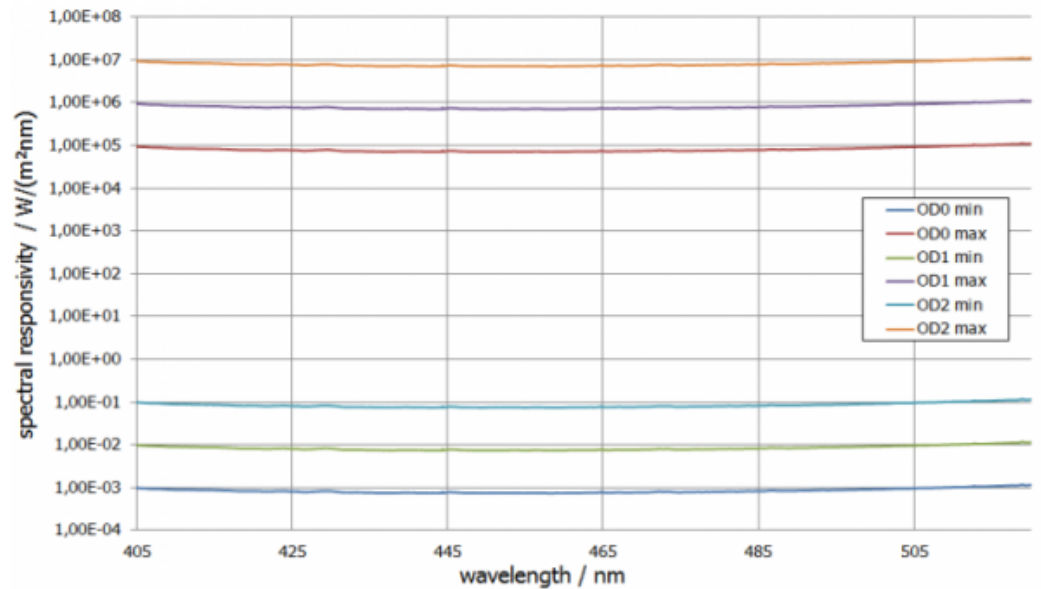
Short description	CCD spectrometer with a wide dynamic range for CW and short-term measurement of the irradiance, spectrum, and peak wavelength. Accessories for measurement of other parameters.
Main features	Compact device. BiTec detector with a back-thinned CCD (2048 pixels, 0.3 nm optical resolution, 400 nm to 530 nm, electronic shutter) and Si photodiode with a radiometric filter. Optical bandwidth correction (CIE 214). Filter wheel with shutter and attenuation filters. Input lens with a diffusor window. Cosine field of view.
Measurement range	Spectral: (1 E-3 - 1 E7) W/(m²nm), 400 nm to 530 nm
Typical applications	CCD spectroradiometer for design applications. Module for integration in test systems
Calibration	Factory calibration. Traceable to international standards

Spectral Detector

Integration Time	2 µs - 4 s *1
Spectral range	(400 - 530) nm
Optical Bandwidth	0.3 nm
Pixel resolution	~0.07 nm/Pixel
Number of pixels	2048
Chip	Highly sensitive back-thinned CCD chip
ADC	16bit (25 ns instruction cycle time)
Peak wavelength	± 0.025 nm

ΔCCT	Standard illuminant A 50K; LED up to ± 4% depending of the LED spectrum			
Band-pass correction	mathematical online band-pass correction is supported			
Linearity	completely linearized chip >99.6%			
Stray Light	3E-4	*2		
Base line noise	5 cts	*3		
SNR	5000	*4		
Dynamic range	>9 Magnitudes			
Spectral irradiance responsivity range	(1E-3 - 1E7) W/(m²nm)	*5*6		
Typical measurement time	10 W/m² (400 - 530) nm Standard Illuminant A: 440ms 100 W/m² (400 - 530) nm Standard Illuminant A: 44ms			
Integral Detector				
ADC	16bit			
Filter	Optional: Spectral responsivity with radiometric matching. Online correction of the radiometric matching through spectral measurement data (spectral mismatch factor correction).			
Measurement time	20 μs - 6000 ms			
	range	rise time (10 – 90) %		
	0,1,2	50 μs		
	3,4,5	65 μs		
	6,7,8	1.5 ms		
Measurement range	seven (7) measurement ranges with transcendent offset correction			
Calibration	Irradiandce ± 5 %			
Specification				
Measured Quantity	Spectral irradiance (W/(m² nm)), peak wavelength, center wavelength, centroid wavelength, Option integrating sphere: in addition radiant power (W) and spectral radiant power (W/nm), Option goniometer: in addition spectral radiant intensity and radiant intensity distribution			
Input optics	Diffusor, cosine corrected field of view (f2 ≤ 3 %)			
Filter wheel	4 positions (open, closed, OD1, OD2). Use for remote dark current measurement and dynamic range extension.			
BiTec	Parallel measurement with diode and array is possible, thereby linearity correction of the array through the diode and online correction of the spectral mismatch of the diode through a*(s _z (λ)) respectively F*(s _z (λ)).			
Calibration uncertainty	Spectral irradiance			
	λ (400 - 530) nm:	u(k=2) OD0: +/- 4 %	OD1: +/- 4 %	OD2: +/- 4 %
Graphs				

Spectral responsivity



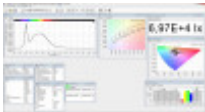



Miscellaneous

Microprocessor	32bit for device control, 16bit for CCD array control, 8bit for photodiode control
Interface	USB V2.0, Ethernet (LAN UDP protocol), RS232, RS485
Data transfer	Standard for 2048 float array values via ethernet 7ms, via USB 2.0 140 ms
Input Interfaces	2x (0 - 25) VDC, 1x optocoupler isolated 5 V / 5 mA
Output Interfaces	2x open collector, max. 25 V, max. 500 mA
Trigger	Trigger input incorporated (different options, rising/falling edge, delayed, etc.)
Software	User software S-BTS2048 Optional software development kit S-SDK-BTS2048 for user software set-ups based on .dll's in C, C++, C# or in LabView.
Power Supply	With power supply: DC Input 5V ($\pm 10\%$) at 700 mA With USB bus (500mA) ^{*7}
Dimensions	103 mm x 107 mm x 52 mm (Length x Width x Height)
Weight	500 g
Mounting	Tripod and M6 screw threads Front adapter UMPA-1.0-HL for use with integrating sphere port-frame UMPF-1.0-HL
Temperature range	Storage: (-10 to 50) °C Operation: (10 to 30) °C ^{*8}
Info	<p>^{*1} It is recommended to perform a dark signal measurement for every change in the integration time</p> <p>^{*2} typical value, measured 120nm left of the peak of a LED, blocked by GG435</p> <p>^{*3} ^{*4} typical value measured without averaging for a 4ms measurement time and full scale control of the array. Averaging results in quadratic rise of the S/N i.e. quadratic fall of the base noise e.g. averaging to a factor 100 improves the S/N by a factor 10</p> <p>^{*5} Minimum 500/1 S/N. Maximum at full scale control.</p> <p>^{*6} Irradiation only allowed for a short time so as to avoid thermal damage</p> <p>^{*7} during USB connection, not all functions are available due to the limited current supply e.g. no Ethernet</p> <p>^{*8} Device required for temperature stabilization in approx. 25min. In measurement is performed in the warm-up phase, or if measurements are performed under varying temperatures, dark signal measurement is required for each measurement. At high temperatures and at the maximum integration time a decreased dynamic can be used.</p> <p>^{*9} measurement of a white LED and 20000 counts</p>

Downloads

Type	Description	File-Type	Download
BTS2048-Series	BTS2048 'Not just another spectrometer' brochure	pdf	https://www.gigahertz-optik.com/assets/BTS2048_broschuere_DI_NA4_hoch_V2_2022.pdf

Configurable with

Product Name	Product Image	Description	Go to product
S-BTS2048		Application software for BTS2048 variants.	https://www.gigahertz-optik.com/en-us/product/s-bts2048/
S-SDK-BTS2048		Software Development Kit for BTS2048 variants.	https://www.gigahertz-optik.com/en-us/product/s-sdk-bts2048/
BTS2048 Series		Compact spectroradiometers with excellent optical performance and BiTec technology for precise measurements for lab and field use.	https://www.gigahertz-optik.com/en-us/product/bts2048-series/
LDM-C50		Spectral radiance optic for BTS2048 series with integrated camera. Focus-able achromatic objective, for the usage with BTS2048 series. Different apertures and measurement distances including calibration are possible.	https://www.gigahertz-optik.com/en-us/product/ldm-c50/

Purchasing information

Article-Nr	Modell	Description
Product		
15298459	BTS2048-BS	Measuring device, hard cover box, users guide, S-BTS2048 software, calibration certificate.
Re-calibration		
15313719	K-BTS2048BS-E-S-V01	Re-calibration of the BTS2048-BS from 400 nm to 530 nm with calibration certificate
Software		
15298470	S-SDK-BTS2048	Software development kit with users guide.
Accessories		

Article-Nr	Modell	Description
15312474	BTS2048-Z03	Trigger cable. For use with LPS-20 power supply.

Contact, Calibration, Service & Support

We are known worldwide for excellent technical consulting and after sales support. Contact us to find together the best solution for you. Our services:

- Technical Consulting & Sales
- After-Sales Support
- Calibrations & Re-Calibrations ([ISO/IEC 17025 Calibration Services](#), [factory calibration](#), [Calibration of Third-Party Products](#))
- Repairs & Updates
- OEM & Feasibility Consulting of Customized Solutions

[Send us your inquiry](#) or contact us by phone or e-mail. We would welcome your feedback too or review us on [Google](#).

Gigahertz Optik GmbH (Headquarter)

Tel.: +49 (0)8193-93700-0
Fax: +49 (0)8193-93700-50
info@gigahertz-optik.de

An der Kaelberweide 12
82299 Tuerkenfeld, Germany

Gigahertz-Optik, Inc. (US office)

Phone: +1-978-462-1818
info-us@gigahertz-optik.com

Boston North Technology Park
Bldg B - Ste 205
Amesbury, MA 01913 USA