

# GB-GD-360-RB40

<https://www.gigahertz-optik.com/en-us/product/gb-gd-360-rb40/>

**Product tags:**



# Description

GB-GD-360-RB40 goniometer for  $2\pi$  sources



## Measurement of Radiant Intensity / Luminous Intensity

Irradiance/Illuminance detectors such as Gigahertz-Optik's RW-37, UV-37, PD-9304, PD-9304 with PD-93RW can be used to measure radiant/luminous intensity of spot sources by converting measured irradiance by the inverse square law.

GB-GD-360-RB40

## Measurement of Radiant Intensity / Luminous Intensity Distribution

Combined with the GB-GD-360-RB40 goniometer bench irradiance/illumination detectors can also be used to measure the radiant/luminous intensity distribution of hemispherical emitting ( $2\pi$ ) light sources.

## Variable Measurement Distance

The GB-GD-360-RB40 goniometer is set-up with a up to three meter long rail benches (other sizes on request). Adjustment of the measurement distance between test source and detector from 100 mm to about 3 m is possible. This unique feature enables spatial distribution measurement of single LEDs as well as of larger size LED matrices or luminaires.

## Remote Control Operation






Goniometer and light meter are remote PC controlled by Gigahertz-Optik's S-XX software (e.g. S-BTS2048). The measurement sequence can be set in symmetrical or individual steps. Measurement data includes the spatial radiant intensity and data transfer into IES and EULUMDAT format. Also total radiant power or total luminous flux is calculated from the accumulated radiant/luminous intensity distribution data. Furthermore 2D polar plots or 3D intensity distribution plots are available.

For more detailed information on the software and hardware please refer to their respective datasheets.

# Specifications

Product	
Measurement distance	GB-GD-360-RB40-1: (100 to 900) mm
	GB-GD-360-RB40-2: (100 to 1900) mm
	GB-GD-360-RB40-3: (100 to 2900) mm
max. sample length	100 mm
Horizontal Resolution	0.1°
Axial Resolution	0.2°
max. load	1.5 kg
Interface	RS232/RS485

## Configurable with

Product Name	Product Image	Description	Go to product
BTS256-LED-DA		Compact Bi-Tec measurement device for the measurement of illuminance and luminous flux. Features: Bajonett adapter with diffusor for the BTS256-LED, +/- 30° cosine corrected field of view, spectral radiant power, color temperature, CRI, chromaticity coordinates, etc.	<a href="https://www.gigahertz-optik.com/en-us/product/bts256-led-da/">https://www.gigahertz-optik.com/en-us/product/bts256-led-da/</a>
S-SDK-GB		Software Development Kit for GB variants (goniometer).	<a href="https://www.gigahertz-optik.com/en-us/product/s-sdk-gb/">https://www.gigahertz-optik.com/en-us/product/s-sdk-gb/</a>
BTS2048-UV		Measure in the UV with this high-quality compact spectroradiometer	<a href="https://www.gigahertz-optik.com/en-us/product/bts2048-uv/">https://www.gigahertz-optik.com/en-us/product/bts2048-uv/</a>
BTS2048-UV-2		UV to Blue Spectral Range High-Quality Compact Spectroradiometer	<a href="https://www.gigahertz-optik.com/en-us/product/bts2048-uv-2/">https://www.gigahertz-optik.com/en-us/product/bts2048-uv-2/</a>
BTS2048-UVVISNIR		Deep UV to NIR High-End Spectroradiometer	<a href="https://www.gigahertz-optik.com/en-us/product/bts2048-uvvisnir/">https://www.gigahertz-optik.com/en-us/product/bts2048-uvvisnir/</a>

## Purchasing information

Article-Nr	Modell	Description
<b>Product</b>		
15298667	GB-GD-360-RB40-1	To measure the luminous intensity and radiant intensity distribution. Photometer bench B2S-40-M1000 with detector holder. Measurement distance 100 mm to 1000 mm. Two axis goniometer GB-GD-360.
15298602	GB-GD-360-RB40-2	To measure the luminous intensity and radiant intensity distribution. Photometer bench B2S-40-M1000 with detector holder. Measurement distance 100 mm to 2000 mm. Two axis goniometer GB-GD-360.
15298853	GB-GD-360-RB40-3	To measure the luminous intensity and radiant intensity distribution. Photometer bench B2S-40-M1000 with detector holder. Measurement distance 100 mm to 3000 mm. Two axis goniometer GB-GD-360.
<b>Software</b>		

Article-Nr	Modell	Description
15298222	S-SDK-GB	Software Development Kit for the implementation of a GB or variants into custom made software

## Contact, Calibration, Service & Support

We are known worldwide for excellent technical consulting and after sales support. Contact us to find together the best solution for you. Our services:

- Technical Consulting & Sales
- After-Sales Support
- Calibrations & Re-Calibrations ([ISO/IEC 17025 Calibration Services](#), [factory calibration](#), [Calibration of Third-Party Products](#))
- Repairs & Updates
- OEM & Feasibility Consulting of Customized Solutions

[Send us your inquiry](#) or contact us by phone or e-mail. We would welcome your feedback too or review us on [Google](#).

### Gigahertz Optik GmbH (Headquarter)

Tel.: +49 (0)8193-93700-0  
Fax: +49 (0)8193-93700-50  
[info@gigahertz-optik.de](mailto:info@gigahertz-optik.de)

An der Kaelberweide 12  
82299 Tuerkenfeld, Germany

### Gigahertz-Optik, Inc. (US office)

Phone: +1-978-462-1818  
[info-us@gigahertz-optik.com](mailto:info-us@gigahertz-optik.com)

Boston North Technology Park  
Bldg B - Ste 205  
Amesbury, MA 01913 USA