

SphereSpectro 150H

<https://www.gigahertz-optik.com/en-us/product/spherespectro-150h/>

Product tags: UV , VIS , NIR



Description

The **SphereSpectro 150H** is a **unique spectrophotometer** system for simultaneously discriminating and quantifying both the spectral absorption coefficient and the spectral effective scattering coefficient of scattering media (patented). Different versions are available for the UV, VIS and IR spectral ranges. For clear samples the classical 8°/d measurement geometry can be applied.

Spectrophotometers main Features on a glance:


- Simultaneous determination of:
 - Absorption coefficient, μ_a
 - effective scattering coefficient, μ_s'
- Measurement on diffuse samples (solid or liquid)
- Measurement in classical 8°/d measurement geometry for clear probes (according to DIN 5036-3 as well as CIE-130-1998)
- Easy sample handling
- Measurement within seconds
- Table top device
- UV, VIS and IR spectral ranges
- Large sample compartment with several probe fixing options
- Precise and absolute measurements
- Plug & play with intuitive software package

The fundamental measurement principle enables the measurement of both parameters, spectral absorption coefficient and spectral effective scattering coefficient. These two parameters are of interest for analyzing diffuse scattering samples based on their physical and chemical properties. Other laboratory measurement devices on the market perform the measurement and analysis based on the absorption or pure transmission only. This is not sufficient when an absolute measurement and more profound and deeper analysis of diffuse scattering samples is needed. Due to a specific algorithm in the software program, the absorption coefficient as well as the scattering coefficient can be determined. This is based on "radiative transport theory". Further explanation can be found in these scientific publications, see following links: [Absorption and Scattering of diffuse media: Theory](#) and [Absorption and Scattering of diffuse media: Experiment](#).

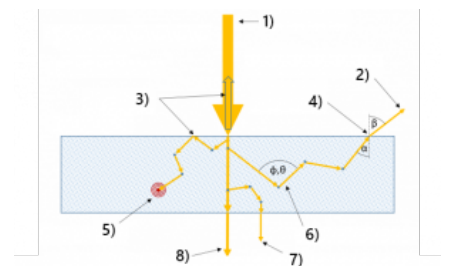
Due to this unique measuring principle, it enables serving many different applications. Some examples follow:

Applications of the SphereSpectro 150H Spectrophotometer

- Material Analysis (e.g. ingredients, concentration)
- Biophotonics (e.g. measurement of Tissue phantoms)
- Active ingredient determinations
- Quality assurance (e.g. quality control of metalworking fluids)
- Chemometrics
- Food analysis (e.g. ingredients, concentration)
- Pharmacy and cosmetics (e.g. measurements of facial cream)
- Physical parameter based rendering (e.g. rendering of tooth)



Cuvette of the SphereSpectro 150H system with special shape and small dimensions for direct attachment on the measurement port



Effects of light propagation in a diffuse media

Terms: 1) Illumination; 2) diffuse Reflection; 3) Reflection; 4) Refraction; 5) Absorption; 6) Scattering Angle; 7) diffuse Transmission; 8) collimated Transmission



See also our application related scientific publication about the [Simultaneous Determination of Droplet Size, pH Value and Concentration to Evaluate the Aging Behavior of Metalworking Fluids](#).

See our publication about the possibility [Improved Process Control by Using the Effective Scattering Coefficients to Determine the Fat Content in Homogenized Cow-Based Milk with Multivariate Data Modeling](#).

See a publication about [Microscopic and Spectroscopic Study on Phase Separation in Highly Crosslinked Biobased Polyurethane Thermosets](#), which shows the potential of the SphereSpectro in such analysis tasks.

Typical Spectrophotometer vs. SphereSpectro 150H Spectrophotometer

The challenge with the measurement of scattering media is that it cannot be comprehensively measured and analyzed with classic "spectrophotometers". This is because these typically only utilize the transmitted light and cannot differentiate between scattering and absorption. Spectrophotometers are an ideal measuring system for transparent / clear samples, but reach their limits with scattering samples. The measuring system described here is necessary for this kind of sample.


Whenever the measurement of absolute scattering and absorption coefficients is required, a typical spectrophotometer cannot fulfill the job. The SphereSpectro 150H is capable of measuring absolute values and therefore allows analysis of physical and chemical material properties based on the absolute measurement of absorption and scattering characteristics. For example, this kind of information is of interest for determining concentration levels or material properties in cross-linking processes. Another example is the determination of a sample's appearance in rendering processes based on the absolute absorption and scattering values of the sample. This is typically of interest in dental applications or similar.

The **sample preparation** of the SphereSpectro 150H is much **easier** compared to conventional spectrophotometers. Solid translucent samples can be simply held with the sample holder. Liquid samples can be easily filled in the cuvettes that are available with the system. There is no need for any special physical or chemical pre-treatment of the sample to separate it into clear or transparent samples.

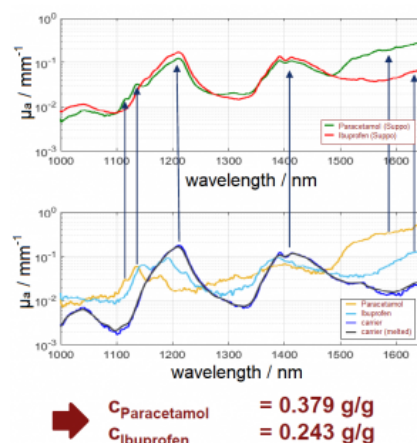
Challenge during the measurement of Scattering Media

Scattering media are materials into which light can penetrate, but then spreads in different directions due to scattering centers at which it can change direction of propagation (scattering). These scattering centers are

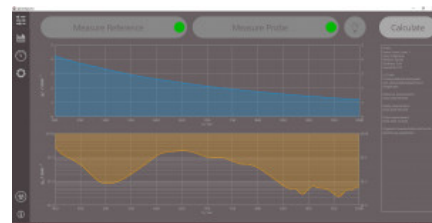
Sample chamber: Several sample holders are available. The large chamber space allows great freedom in sample design.



Measurement System with optional Laptop



Example: Determination of the concentration of ibuprofen and paracetamol suppositories using linear superposition of the individual components



Software

areas in the medium that have a different refractive index from the base medium (matrix) e.g. if there is a particle at this point. In scattering media, light can therefore again emerge from the side on which light was originally irradiated, the so-called diffuse reflectance. In addition, the light can be reflected at the boundary layer of the medium in the form of a (directional) reflection. Both effects together are called total reflection. In the case of samples whose expansion is small compared to the light propagation??, light can also escape on all lateral sides. Total transmission refers to the proportion of light that passes through a sample and consists of two components, collimated transmission and diffuse transmission. The collimated transmission is the proportion of the light that passes directly through the sample without any interaction, i.e. has not been scattered or absorbed. The diffuse transmission in turn is the proportion of light that is transmitted after interaction, i.e. after scattering within the medium.

Determination of the optical properties with an integrating sphere

Measuring the light emerging from a scattering sample with an integrating sphere and comparing the measured values with theory is one way of determining the optical properties of a scattering sample. The integrating sphere is required to measure the total reflection and transmission of a sample layer. The sphere principally integrates the radiation over the entire sample surface. With the two measured quantities per wavelength, total reflection and total transmission, two unknowns of the sample per wavelength can be determined in principle. In the normal case, the two quantities spectral absorption coefficient and the spectral effective scattering coefficient are determined.

In order to make this method as precise as possible, a simulation of the light propagation within the integrating sphere is necessary, taking into account the whole setup including the sample. For this purpose, a powerful algorithm is provided in the software supplied with the system. After entering a few parameters (the most important are the thickness - for liquid samples, which are measured in cuvettes, this is the known thickness of the cuvette - and the refractive index of the sample) the fully **automated evaluation** starts. If one of these parameters is not known then there are various methods to determine them, including for instance, by a set of measurements on samples having different thicknesses. You are welcome to contact us for this purpose. Overall, it can be stated that measurement and evaluation take place **within seconds to minutes**. See our [product video](#).

The measurement in classical 8°/d measurement geometry for clear probes (according to DIN 5036-3 as well as CIE-130-1998) is of course as well possible and part of the standard system.

Patented: 10 2021 005 370

Supported by:



on the basis of a decision
by the German Bundestag

Specifications

General

Short description	Laboratory measurement system for determining the spectral absorption coefficient and spectral effective scattering coefficient of scattering media		
Main features	<ul style="list-style-type: none">• Simultaneous determination of scatter and absorption (unique feature)• Measurement on diffuse sample, solid or fluid (unique feature)• Simple sample handling• Measurement within seconds• Table top device• UV, VIS and IR spectral range possible• Large sample compartment with several probe fixing options• Precise and absolute measurements with low measurement uncertainty• Minimal noise and stray light due to use of high end spectrometers• Maximum light throughput based on imaging mirror optics• Easy to change light source• Plug & play with intuitive software package		
Measurement ranges	UV, VIS to IR (depends on version)		
Typical applications	<ul style="list-style-type: none">• Material analysis• Concentration determinations• Quality assurance• Biophotonics• Active ingredient determinations• Chemometrics• Food analysis• Pharmacy, cosmetics• Physical parameter based rendering• etc.		
Calibration	by reference standard, wavelength calibration of spectrometers is included		
Spectral Detector			
Spectral range	Version 1: VIS (350 nm bis 1050 nm) Version 2: VIS and IR (350 nm bis 2150 nm) Version 3: UV, VIS and IR (240 nm bis 2150 nm)		
Measurement time	Typical measurement time is within a few seconds. The measurement time of the high resolution mode is within 2 minutes.		
Typical Measurement uncertainty	uncertainty component	resulting error in μ_s' (effective scattering coefficient)	resulting error in μ_a' (absorption coefficient)
	thickness + 1%	+ 1%	+ 1%
	thickness - 5%	- 5%	- 5%
	refraction index + 0.01	- 1.2%	- 2.2%
	refraction index - 0.06	+ 7%	+ 12%

Calibration	
Calibration	For absolute calibration a reference standard is needed, see ordering information. All spectrometers are wavelength calibrated.
Miscellaneous	
Dimensions	790 mm x 409 mm x 494 mm
Measurement Port Diameter	25 mm
Sphere diameter	150 mm
Temperature range	Storage: (-10 - 50) ° C Application: (10 - 30) ° C The device shall not be exposed to high humidity. Range 20% ~ 70% RH non-condensing.
Interface	USB
Power Supply	AC (110 - 230) V (50 - 60) Hz
Weight	42 kg
Software	
Software	Measurement software is included

Downloads

Type	Description	File-Type	Download
Drawing	Overview dimensions	pdf	https://www.gigahertz-optik.com/assets/Uploads/SphereSpectro.pdf
Product brochure - SphereSpectro 150H	The SphereSpectro 150H is a unique laboratory measurement System for simultaneously quantifying and discriminating two fundamental material properties of scattering media, namely the spectral Absorption coefficient and the spectral effective scattering co	pdf	https://www.gigahertz-optik.com/assets/Uploads/SphereSpectro150H_DINA4_EN_Brochure.pdf

Purchasing information

Article-Nr	Modell	Description
Product		
15311696	SphereSpectro 150H-V01	SphereSpectro 150H-V01: extended VIS (350 nm to 1050 nm)
15311698	SphereSpectro 150H-V02	SphereSpectro 150H-V02: VIS and IR (350 nm to 2150 nm)
15311699	SphereSpectro 150H-V03	SphereSpectro 150H-V03: UV, VIS and IR (240 nm to 2150 nm)

Article-Nr	Modell	Description
Calibration		
15311700	BN-RR-SphereSpectro 150H	BN-RR-SphereSpectro 150H reference standard for calibration

Contact, Calibration, Service & Support

We are known worldwide for excellent technical consulting and after sales support. Contact us to find together the best solution for you. Our services:

- Technical Consulting & Sales
- After-Sales Support
- Calibrations & Re-Calibrations ([ISO/IEC 17025 Calibration Services](#), [factory calibration](#), [Calibration of Third-Party Products](#))
- Repairs & Updates
- OEM & Feasibility Consulting of Customized Solutions

[Send us your inquiry](#) or contact us by phone or e-mail. We would welcome your feedback too or review us on [Google](#).

Gigahertz Optik GmbH (Headquarter)

Tel.: +49 (0)8193-93700-0
Fax: +49 (0)8193-93700-50
info@gigahertz-optik.de

An der Kaelberweide 12
82299 Tuerkenfeld, Germany

Gigahertz-Optik, Inc. (US office)

Phone: +1-978-462-1818
info-us@gigahertz-optik.com

Boston North Technology Park
Bldg B - Ste 205
Amesbury, MA 01913 USA