

# VL-3707

<https://www.gigahertz-optik.com/en-us/product/vl-3707/>

**Product tags:**



## Description

### Definition and examples of very low artificial and natural illuminance

Illuminance is the measure used to define the intensity of light falling on a surface as perceived by the human eye.

There are numerous examples of very low illuminance levels, including both artificial and natural light sources:

- Street lighting (10 lx)
- Emergency lighting of escape routes (at least 1 lx)
- Twilight (about 3 lx)
- Full moon night (0.05 - 0.36 lx)
- Starlight (0.00022 lx)
- Cloudy Night Sky (0.00013 lx)

In the above artificial lighting examples different standards and regulations, such as EN 1838, define minimum illuminance levels that must be maintained in occupied areas.

### Measurement of very low illuminance

- Therefore, to measure the illuminance of emergency lighting for example, an illuminance meter must have a minimum resolution of 0.01 lx to provide sufficient signal-to-noise ratio to measure the required illuminance of 1 lx. For demanding technical and scientific applications, even this sensitivity is often insufficient:
- In goniometric measurements of lamps and luminaires, the luminous intensity outside of the desired beam profile is significantly lower than within it and ideally should be zero. The luminous intensity in goniometric applications is determined by the measured illuminance and the distance between the measuring head and the light source.
- First and second generation night vision devices provide 1000x and 20000x intensity gain respectively, enabling high-contrast images even in the darkest of ambient light conditions. To check night vision equipment in the laboratory and outdoors, very low illuminance in the area of the targeted objects must be reliably measured.
- For quality assurance testing of image intensifiers and night vision devices, their light amplification and imaging quality are checked. This requires uniform illumination with illuminance levels in the  $\mu\text{lx}$  range and luminance levels in the  $\text{mcd} / \text{m}^2$  range for which reference levels must be determined. Integrating sphere based uniform light sources with very low light intensities are usually used as light sources for this application.
- Light pollution of the night sky resulting from the ever increasing use of artificial lighting is impacting both wildlife species and ecosystems as well as having possible detrimental effects on humans. Research requires the accurate measurement of low level illuminances.

### VL-3707 detector head for very low illuminance

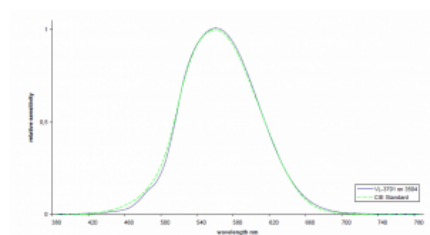
With the VL-3707, Gigahertz-Optik offers a highly sensitive light detector for measuring illuminance. Its high sensitivity is achieved by use of a latest technology photodiode with optimized quantum efficiency and an extremely high shunt resistance. In addition, high transmission photometric correction filters and diffuser windows support the high sensitivity. Furthermore, the high shunt resistance reduces the dark current, minimizing operating temperature effects.

### P-9710 Optometer for very low Signals

The detection of the very small signal currents produced by the VL-3707 at low illuminance levels requires suitably matched low-level detection electronics. For this purpose Gigahertz-Optik offers their P-9710 Optometers. The transimpedance amplifier of the P-9710, in conjunction with its 16-bit ADC, provides a noise level in the range of femtoamperes ( $10^{-15} \text{ A}$ ),



Illuminance detector head VL-3707



Typical spectral sensitivity of the photometric illuminance detector head VL-3707."

Typical spectral sensitivity of the photometric illuminance detector head VL-3707.

Luxmeter for very low illuminance levels consisting of optometer P-9710 with photometric detector head VL-3707.

which provides a sufficient signal-to-noise ratio even for illuminances of 100 µlx. Equally important is the electronically adjustable offset adjustment at the signal input, which minimizes the effects of detector dark current signals. The offset adjustment function is also available via the RS232 interface. Due to the eight switchable amplification stages, the Optometer offers a very high dynamic range, which, in conjunction with the VL-3707, enables the measurement of illuminances beyond 80,000 lx. Together with the many measuring and evaluation modes, the P-9710 Optometers are the ideal detection and display device for measuring low illuminance in conjunction with the VL-3707 measuring head.

### Calibration of illuminance responsivity



The Gigahertz Optics Laboratory offers factory calibrations of the highest level in terms of NMI traceability and calibration performance. This is guaranteed by our factory calibrations which are all subject to the same quality management as used by the DAkkS accredited testing laboratory of Gigahertz-Optik.

## Specifications

General		
Short description	Photometric detector for measuring very low illuminance in conjunction with the optional P-9710 Optometer.	
Main features	Compact detector employing the latest generation, high-quality photodiode for maximum sensitivity and highest possible shunt resistance. Good matching of the photometric sensitivity and the cosine field of view functions with regard to maximum sensitivity.	
Measurement ranges	Illuminance sensitivity typ. 12 nA / lx. Maximum photocurrent 1 mA. Recommended measuring range in conjunction with Optometer P-9710 <100 µlx (NEI 10 µlx) to > 80,000 lx.	
Typical applications	Illuminance measurements in night time conditions. Goniometer applications. Image intensifier and night vision device testing. Emergency lighting. Light pollution.	
Calibration	Factory calibration with documented NMI traceability	
Specification		
Typical responsivity	12 nA/lx	
f1' (spectral mismatch)	f <sub>1</sub> ' ≤ 3 % (CIE: Class 3*, DIN EN 13032-1: Class A)	
f2 (directional response/cosine error)	f <sub>2</sub> ≤ 6% (CIE: Class 1*, DIN EN 13032-1: Class C)	
f6 (temperature)	DIN EN 13032-1: Class L ≤ 0,15%  CIE: Class 4*: ≤ 0,75%	
Max. signal current	1 mA	
Input optics	Diffuser window 30 mm Ø	
min. signal current	depends on optometer	
Measurement ranges	Recommended measuring range in combination with Optometer P-9710 <100 µlx to> 80,000 lx	
Rise time	33 µs	
Illuminance measurement range (integral measurement)	Illuminance 83000 lx 16000 lx	Current max 1 mA 200 µA
Miscellaneous		
Temperature range	(5 - 40) °C	
Connector	coaxial cable 2m Long, with BNC (-1), calibration data (-2) or ITT (-4) connector	

Dimensions	Diameter: 37 mm (+Connector)
	Height: 21 mm

## Configurable with

Product Name	Product Image	Description	Go to product
PD-9310B-N		Very high sensitive detector head for the measurement of photopic illuminance in Lux [lx]. Features: $f_1 \leq 3 \%$ , 28nA/lx, no diffuser, for the usage with optometers and amplifiers, calibration	<a href="https://www.gigahertz-optik.com/en-us/product/pd-9310b-n/">https://www.gigahertz-optik.com/en-us/product/pd-9310b-n/</a>
PFL-200		Fast Flicker Meter (amplifier) for photodiode detectors with BNC connector	<a href="https://www.gigahertz-optik.com/en-us/product/pfl-200/">https://www.gigahertz-optik.com/en-us/product/pfl-200/</a>

## Purchasing information

Article-Nr	Modell	Description
<b>Product</b>		
15310463	VL-3707-1	Detector head with –1 connector, protective cap, calibration certificate
15310464	VL-3707-2	Detector head with –2 connector, protective cap, calibration certificate
15315142	VL-3707-5	Detector head with –5 connector, protective cap, calibration certificate
<b>Re-calibration</b>		
15310872	K-VL3707-E-I	Re-calibration, calibration certificate

## Contact, Calibration, Service & Support

We are known worldwide for excellent technical consulting and after sales support. Contact us to find together the best solution for you. Our services:

- Technical Consulting & Sales
- After-Sales Support
- Calibrations & Re-Calibrations ([ISO/IEC 17025 Calibration Services](#), [factory calibration](#), [Calibration of Third-Party Products](#))
- Repairs & Updates
- OEM & Feasibility Consulting of Customized Solutions

[Send us your inquiry](#) or contact us by phone or e-mail. We would welcome your feedback too or review us on [Google](#).

### Gigahertz Optik GmbH (Headquarter)

Tel.: +49 (0)8193-93700-0  
Fax: +49 (0)8193-93700-50  
[info@gigahertz-optik.de](mailto:info@gigahertz-optik.de)

An der Kaelberweide 12  
82299 Tuerkenfeld, Germany

### Gigahertz-Optik, Inc. (US office)

Phone: +1-978-462-1818  
[info-us@gigahertz-optik.com](mailto:info-us@gigahertz-optik.com)

Boston North Technology Park  
Bldg B - Ste 205  
Amesbury, MA 01913 USA